


IDEAL 4000

WINDOW AND DOOR SYSTEM



1,0

Uw for Ug = 0.7
(Ultimate spacer bar)

2

gaskets

5

chambers (frame)

70

construction depth
(mm)

R

renovation

A

aluminium cover



glazing with packages up
to a width of 42 mm



the standard fitting is
equipped with two anti-
burglary points per sash

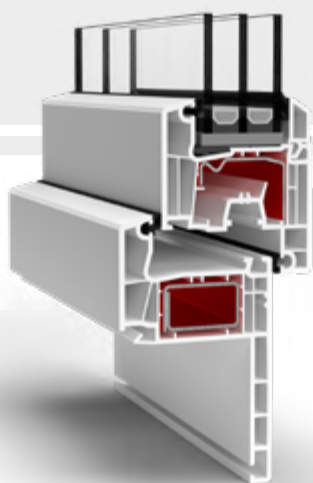


standard blockade of incorrect
handle position (RU window)

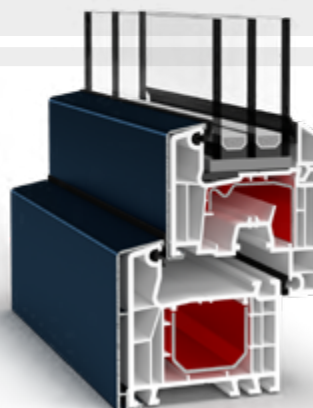
IDEAL 4000

It is a universal system that works well both in modern architecture of single-family and multi-family housing, as well as in the case of renovation. As standard, windows made on the basis of the Ideal 4000 system are equipped with two anti-burglary catches on the sash and pivots to prevent burglary with adjustable pressure. An important element of the fitting is the central clamp. The clamp automatically adjusts to the clearance. It ensures not only safety, but also tightness and light functioning of window sashes. As standard, all fittings for tilt-and-turn windows are supplemented with a lock against handle misplacement. An additional functional element is the micro-ventilation scissor, which creates the possibility of slot ventilation.

Ideal 4000 variants



RENOVATION 65 MM | 40 MM



ALUMINIUM COVER

IDEAL 4000 NEW

WINDOW AND DOOR SYSTEM



0,97

Uw for Ug = 0.7
(Ultimate spacer bar)

2

gaskets

6

chambers (frame)

85

construction depth
(mm)



standard blockade of
incorrect handle position
(RU window)



available in a variant with a
straight or semi-flush sash



on a white and brown core

IDEAL 4000 NEW

The combination of the most popular solution with the six-chamber structure of the frame allowed for better thermal insulation of the window. High standard based on a product proven and appreciated by the market.

The Ideal 4000 profile series combines the latest technology with the highest living comfort. The structure of profiles with a depth of 70-85 mm allows to achieve good thermal parameters, thus creating a comfortable space for little money.

As standard, windows made on the basis of the Ideal 4000 New system are equipped with two anti-burglary catches on the sash and pivots to prevent burglary with adjustable pressure.

An additional functional element that we offer as standard as one of the few manufacturers is the micro-ventilation scissor, which enables slot ventilation.



ALUPLAST

					
AP 01	AP 02	AP 05	AP 06	AP 11	AP 15
					
AP 19	AP 20	AP 21	AP 22	AP 23	AP 25
					
AP 27	AP 28	AP 29	AP 30	AP 32	AP 34
					
AP 40	AP 41	AP 43	AP 44	AP 47	AP 50
					
AP 52	AP 60	AP 61	AP 62	AP 63	AP 65
					
AP 70	AP 71	AP 72	AP 75	AP 79	AP 88
					
AP 94	AP 95	AP 102	AP 103	AP 104	AP 105
					
AP 106	AP 107	AP 108	AP 109	AP 110	AP 111
					
AP 112	AP 113	AP 115	AP 116		

WINDOWPANES

The selection of a glazing package is often limited to the selection of the number of panes, which makes them more or less energy-efficient. However, our offer is much wider. We offer energy-saving, sound-absorbing, safe, anti-burglary and anti-dazzle glass panes. Additionally, we have a wide range of ornamental glass, in several dozen designs to choose from.

The inter-pane space of the formed units is usually filled with 90% argon. We also offer krypton-filled glass, thanks to which it is possible to obtain a heat transfer coefficient of up to $0.3 \text{ W} / \text{m}^2\text{K}$.

The possibility of joining different types of glass and a smaller or larger number of panes allows for obtaining the appropriate parameters for each type of windows and doors from our offer.

We present a summary of the basic types of insulating glass with a description of their functions:



1-chamber glazing packages

Single-chamber, double glazing composed of two glass panes. It is a standard for basic window and door systems.



2-Double-chamber glazing

Double-chamber, double glazing, increasing thermal comfort in the room. Separation of the inter-pane space with an additional glass pane significantly reduces heat transfer.



Sound-absorbing

Insulating glass units with a special acoustic foil provide an increased level of soundproofing.



Secure

Laminated and / or toughened panes increase safety. Their puncture or shatter resistance is adjusted to the customer's requirements.



Solar control

Panes that reduce the flow of light and solar energy into the room. They are offered with selective, absorbent or reflective glass.



Fireproof

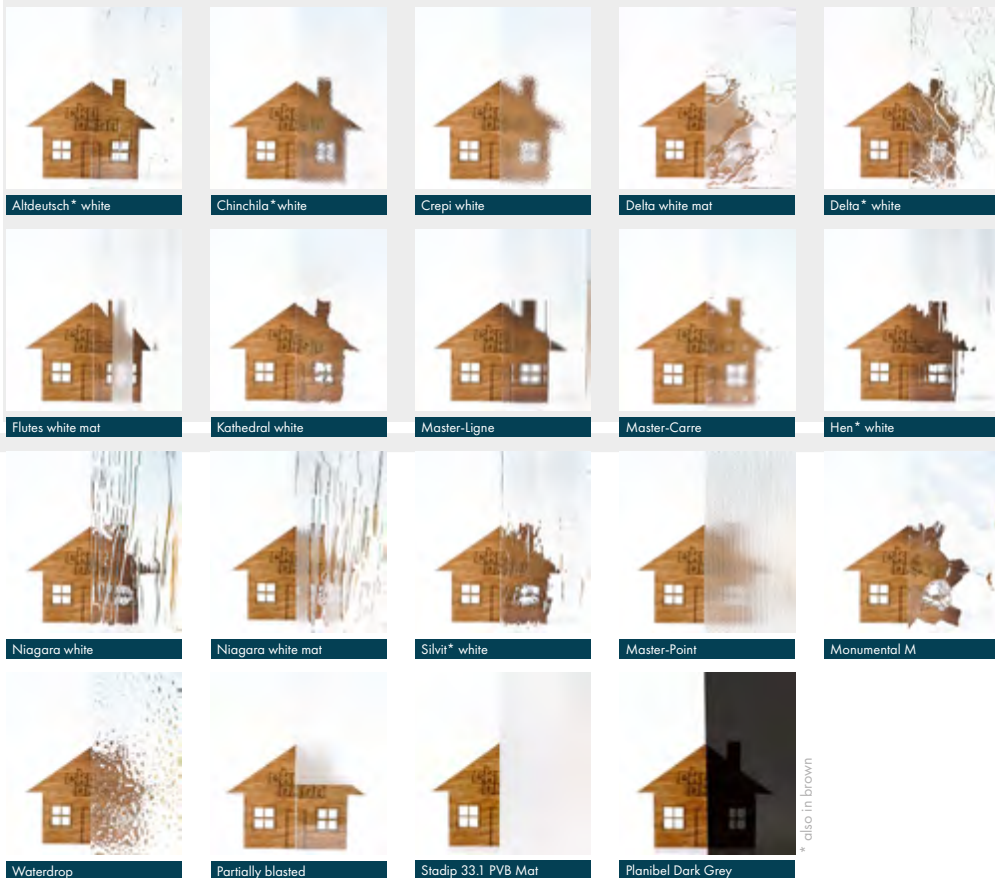
Single windowpanes, single or double glazed units with fire resistance class EI30 or EI60.

DECORATIVE WINDOWPANES

Insulating glass with decorative glass is perfect a choice for windows, doors and partitions. Decorative panes will work in homes, offices, shops, hotels and restaurants.

Depending on the chosen pattern, they can not only increase privacy, but also brighten the interior, making it optically larger, which is another advantage.

In addition to standard glass with a matte coating, we also offer ornamental glass with the following patterns:



MUNTIN BARS

The muntin bars give the windows an elegant and unique character, and in some cases are an indispensable decorative element referring to the old architectural style. Our offer includes both glazing bolections, glued on the glass, and Viennese bolections (the so-called duplex). Each offered type is available in several widths and many colours.




SPACER BARS SWISSPACER ULTIMATE

In addition to the standard frame made of aluminium, we also offer one of the best warm spacer bars available in the world.

With the Swisspacer Ultimate spacer bar, the Ψ factor is only $0.03 \text{ W} / \text{m}^2\text{K}$. The lower value of this coefficient not only reduces the possibility of water vapor condensation on the periphery of the glass, but also allows for a significant reduction of the thermal transmittance coefficient for the entire window.

The frames are available in several colours from the RAL palette.




PVC SYSTEM WINDOW SILLS

System window sills combine aesthetics with the highest quality. Their smooth surfaces are easy to clean, resistant to bumps and scratches. Available in various variants and colours matching the colour of the ordered joinery.



EXTERNAL WINDOW SILLS

You can choose window sills made of aluminium or steel. They are characterized by very good quality and resistance to weather conditions. They are aesthetic, durable, non-flammable, resistant to moisture and chemicals. Thanks to the drip caps they provide ideal protection for the façade.



INTERNAL CHAMBER WINDOW SILLS

They are made of hard polyvinyl chloride, the same that is used in the production of PVC windows and doors. Coated with foil with high resistance to scratching and UV rays. The chamber structure ensures the rigidity of the structure. Window sills are available in many colours.



WINDOW AIR VENTS

Ventilators provide not only constant access of fresh air to the interior, but also allow the removal of moisture from the room. It is a convenient way to ventilate rooms without having to open windows, which is especially important in winter. Diffusers are mounted in the shaft rebate, on the upper frame and sash profiles or under the seal.

We offer diffusers with various methods of air supply control - hygroscopic, pressure and manual.

Each diffuser from our offer has appropriate certificates confirming their proper operation in various conditions.



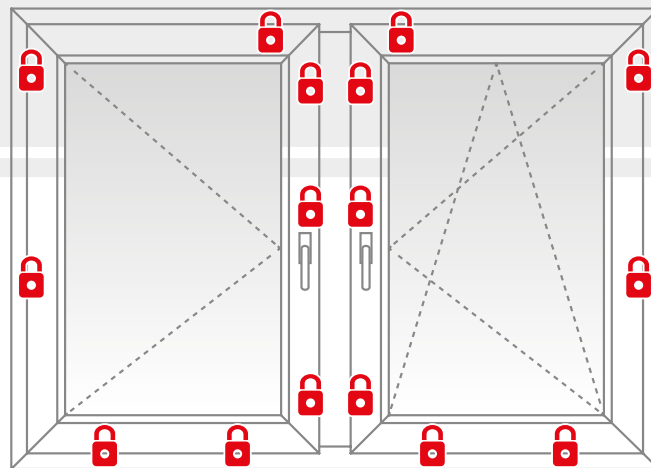
ANTI-THEFT FITTINGS

Clients, who above all value their own and their closest safety, we can assure that by choosing a PVC window in one of the presented systems, the safety comfort will always be on a proper level.

Depending on the chosen system, in standard there are from 2 up to 5 safety points. Special plug and hooks located in specific spots make it very difficult to force the door during a burglary attempt.

For people who want to keep the safety comfort even on a higher level, we also offer fittings with increased durability which is characterized by an increased amount of safety points.

In order to provide a maximum safety for the entire window, we also recommend choosing handles with blockade function in the closed position and glued, safe glass. Those options partially provide a maximum protection by creating a tight barrier for any burglars.



The number of anti-burglary points depends on the structure and dimensions of the window.

DOOR HANDLES

HANDLE **ALU**



HANDLE **KWADRO**



HANDLE **NEW YORK**



HANDLE **DUBLIN/DUBLIN DE LUXE**



HANDLE TBT **1005A**



HANDLE **HAMBURG**



HANDLE **MOONLINE**



HANDLE **VICTORY**



HANDLE **TOULON**



HANDLE **OVERTURE LOCK**



HANDLE **LUXEMBOURG**



HANDLE **ATLANTA**



HANDLE **PLUTON**



HANDLE **JOWISZ**



HANDLE **INOX 1200**



HANDLE **NEW YORK**



The availability of a given handle model depends on the selected window system.