

Door glazing

As a standard, glazing in door panels is made of frosted glass. In panels with a thickness of 24 mm, we use safety glass on the external side. In panels with a thickness of 36 and 48 mm, the glazing is made of safety glass on both sides.

24 mm panel



external side (safety glass)
VSG 33.1 ONE MAT
Woodline - 4 ESG MAT
internal side 4 MAT glass

36 mm panel



external side (safety glass)
VSG 33.1 ONE MAT
internal side (safety glass)
VSG 33.1 MAT

48 mm panel



external side (safety glass)
VSG 33.1 ONE MAT
4mm float glass
internal side (safety glass)
VSG 33.1 MAT


Safe glass


Safety glass is made by covering the glass with special polyvinyl butyral films. In case of glass breakage, the glass fragments remain attached to the film (VSG glass). Tempered safety glass is characterised by greater resistance to breakage and temperature changes (ESG glass). Broken glass of this type breaks into small pieces with blunt edges, which reduces the risk of injury.



Ornamental glazing

We offer a wide range of glass with a motif, made of transparent glass and ornamental glass in the most popular patterns. Ornamental glass will work in homes, offices, shops, hotels and restaurants. It provides privacy and brightens the interior.





Embossed **panels**

ClassicLine is a combination of traditional aesthetics and modern materials, thanks to which the customer buys solid doors at an attractive price. The number of colour variants is impressive, and the resistance to external factors guarantees high comfort of use for years. Thanks to good performance parameters, they are an interesting proposition for investors who care about low maintenance costs.

Panels with a thickness
of 36 and 48 mm

Panels made of
MDF boards
and XPS foam

Handle or handrail



ClassicLine



Materials from which
the door can be made:

- Wood
- PVC



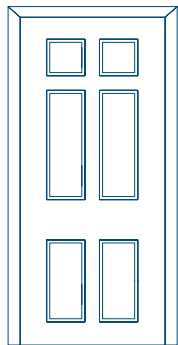
Available colour
options:

- Aluplast
- Salamander
- Gealan
- RAL
- Teknos

Panel 01



Technical drawing




Minimum panel size	Maximum panel size
PVC: 500x1750	PVC: 1100x2300

Panel 02



Technical drawing

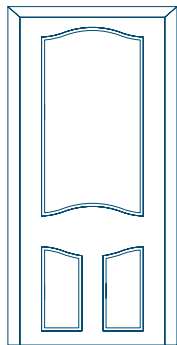


Minimum panel size	Maximum panel size
PVC: 500x1750	PVC: 1100x2300

Panel 03



Technical drawing

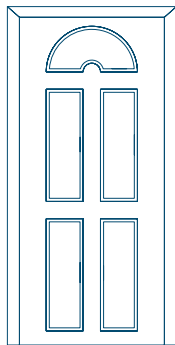


Minimum panel size	Maximum panel size
PVC: 500x1750	PVC: 1100x2300

Panel 04



Technical drawing

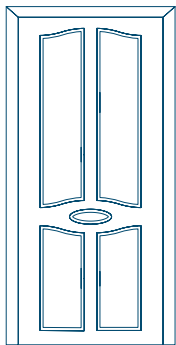


Minimum panel size	Maximum panel size
PVC: 500x1750	PVC: 1100x2300

Panel 05



Technical drawing

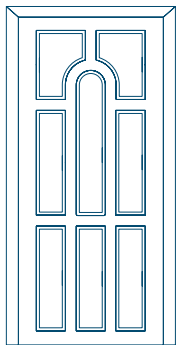


Minimum panel size	Maximum panel size
PVC: 500x1750	PVC: 1100x2300

Panel 06



Technical drawing

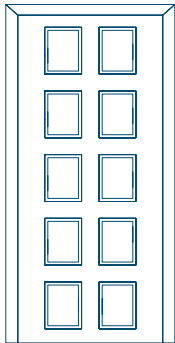


Minimum panel size	Maximum panel size
PVC: 500x1750	PVC: 1100x2300

Panel 07



Technical drawing

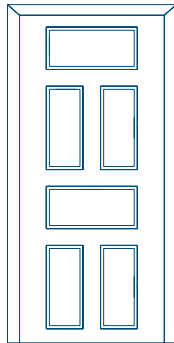


Minimum panel size	Maximum panel size
PVC: 500x1750	PVC: 1100x2300

Panel 08



Technical drawing

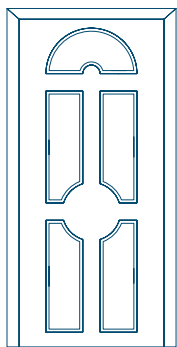


Minimum panel size	Maximum panel size
PVC: 500x1750	PVC: 1100x2300

Panel 09



Technical drawing




Minimum panel size	Maximum panel size
PVC: 500x1750	PVC: 1100x2300

Panel 10



Technical drawing




Minimum panel size	Maximum panel size
PVC: 500x1750	PVC: 1100x2300

Panel 11



Technical drawing




Minimum panel size	Maximum panel size
PVC: 500x1750	PVC: 1100x2300

Panel 12



Technical drawing

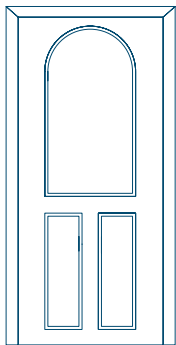


Minimum panel size	Maximum panel size
PVC: 500x1750	PVC: 1100x2300

Panel 13



Technical drawing

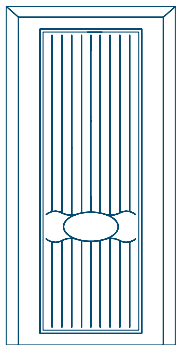


Minimum panel size	Maximum panel size
PVC: 500x1750	PVC: 1100x2300

Panel 14



Technical drawing

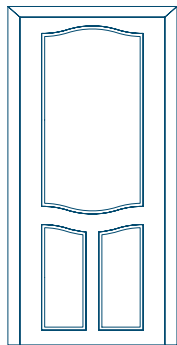


Minimum panel size	Maximum panel size
PVC: 500x1750	PVC: 1100x2300

Panel 15



Technical drawing

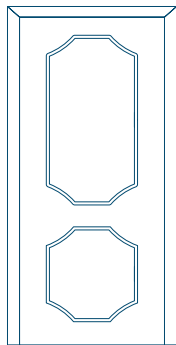


Minimum panel size	Maximum panel size
PVC: 500x1750	PVC: 1100x2300

Panel 16



Technical drawing




Minimum panel size	Maximum panel size
PVC: 500x1750	PVC: 1100x2300

Panel 18



Technical drawing

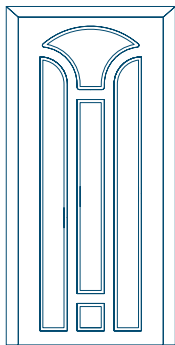


Minimum panel size	Maximum panel size
PVC: 500x1750	PVC: 1100x2300

Panel 19



Technical drawing




Minimum panel size	Maximum panel size
PVC: 500x1750	PVC: 1100x2300

Panel 20



Technical drawing




Minimum panel size	Maximum panel size
PVC: 500x1750	PVC: 1100x2300

Panel 21



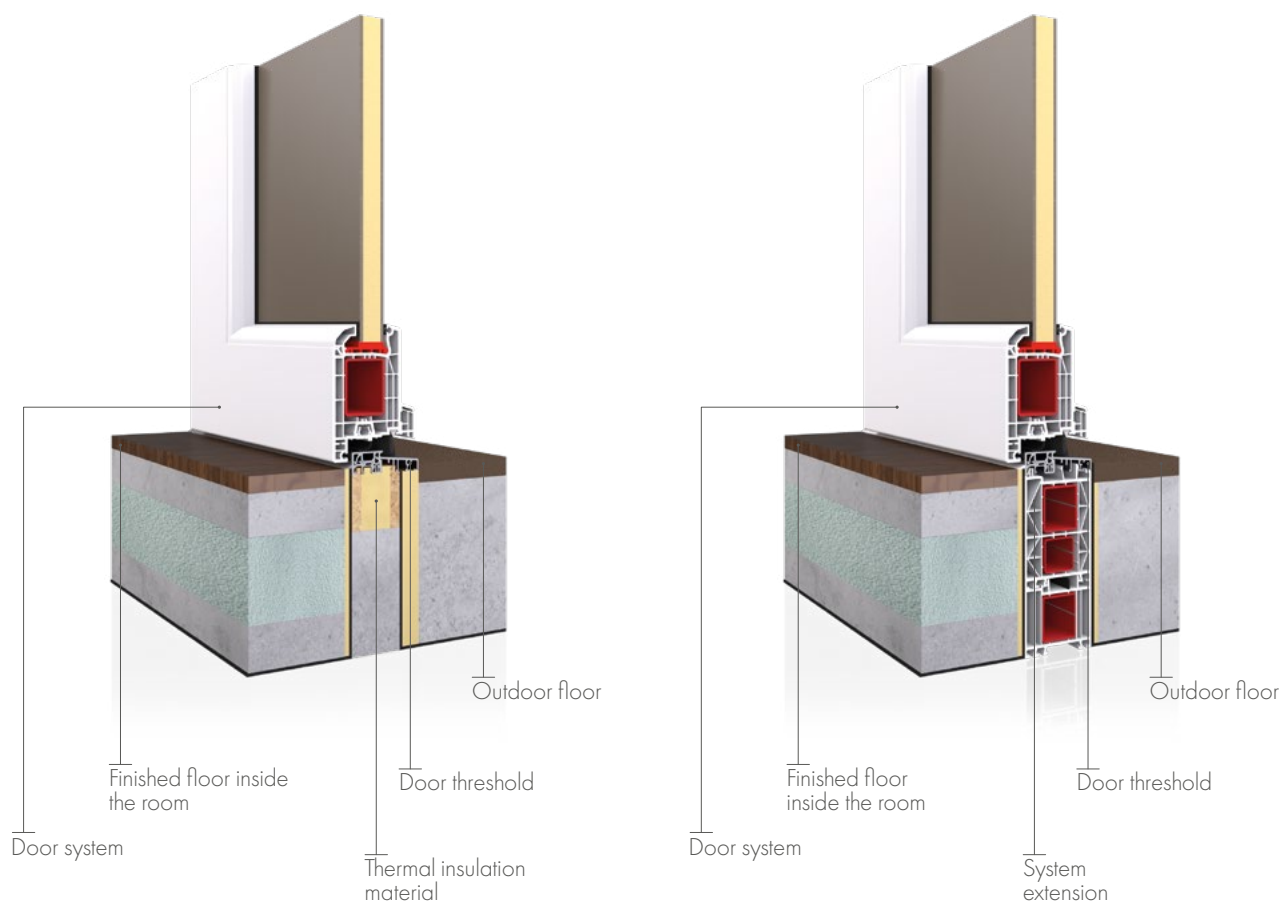
Technical drawing



Minimum panel size	Maximum panel size
PVC: 500x1750	PVC: 1100x2300

Warm threshold

We offer the installation of a warm threshold in two variants. The customer can choose to install it with insulation material or on a PVC system extension. In both cases, the user will gain proper thermal insulation below the floor. This solution prevents the formation of thermal bridges, thanks to which cool air does not get inside the room.



Threshold-free external door

They are distinguished by a double magnetic gasket in a flat threshold and levelling with the floor level up to 30 mm. Thanks to these features, the barrier between the apartment and the terrace is almost non-existent. Children, the elderly and people with disabilities enjoy the comfort of moving around the house without obstacles. The harmony of the living room with nature and the surroundings allows you to enjoy the charms of warm days.



Door **accessories**

Accessories for the offered doors are not only a wide selection of handles and handrails in various shapes and colours. In addition to them, there are also additional technological solutions for hinges or espagnolette, as well as letterboxes or peepholes or devices controlling access to the building. The catalogue presents basic door accessories, the full offer is available in the sales department.



DOOR HINGES



Standard hinges (JOCKER Dr. Hahn, Wala WX and SFS Easy 3D)



Roller hinges (SFS Wala WR)



Concealed hinges (KFV AXSENT)

DOOR LOCKS



Available espagnolettes: 3-point, 5-point, 4 rollers, hook and automatic

MOTOR FOR DOOR LOCKS



G-U Security Automatic engine available

DOOR CLOSERS



Models available: GEZE, G-U lockable or non-lockable, Geze Boxer, Dorma93b, Geze5000

ACCESS CONTROL DEVICES



There are devices with a numeric key-pad, using RFID cards and scanning fingerprints.

VISORS



Visor with a diameter of 14 mm, satin chrome finish. Available for filling from 15 to 85 mm.

MAIL SLOTS



Available models: MILA ProStyle, MILA, GAVA



HANDLE **VICTORY**



HANDLE **NEW YORK**



HANDLE **GREENTEQ**



HANDLE **PLUTON**



HANDLE **JOWISZ**



KNOB **FKS 1080**



PULL-HANDLE **PLUTON**



HANDLE **DG59**



HANDLE **35A/1200**



HANDRAIL **M1**



HANDRAIL **M2**



HANDRAIL **P GREENTEQ**



HANDRAIL
P45



HANDRAIL
P45B



HANDRAIL
P10



HANDRAIL
P8



HANDRAIL
P5



HANDRAIL
P1



SERIES
DP30



SERIES
DP40



SERIES
DP50



SERIES
DP60



SERIES
DP70



SERIES
DP80



RECESSED HANDRAIL **KA1A**

BLACK



INOX



LED*
WARM WHITE



LED*
NEUTRAL WHITE



LED*
COLD WHITE



LED*
BLUE




* Available only in Despiro and MasterLine 8 Despiro doors

Available colours


Exterior doors are more and more often a decorative element of both the entire building and the interior.

- Aluminium products can be covered with powder paint or veneer, and patterns can be created on them.
- Steel products look great in their natural form and can be painted in all colours from the RAL palette.
- Wooden doors can be can be varnished. Huge decorative possibilities are also offered by the choice of many types of wood.
- The basic way to decorate PVC is the selection of the colour and structure of the veneer. We have a wide range of colours for smooth and wood-like veneers, as well as profiles with a satin surface made in the acrylcolour technology.







Aluplast colour palette




AP 01




AP 02



AP 05




AP 06




AP 11



AP 15




AP 19




AP 20



AP 21




AP 22




AP 23




AP 25



AP 27



AP 28



AP 29



AP 30



AP 32



AP 34



AP 40



AP 41




AP 43




AP 44




AP 47



AP 50



AP 52



AP 60



AP 61



AP 62




AP 63



AP 65




AP 70




AP 71



AP 72




AP 75




AP 79




AP 88




AP 94




AP 95



AP 102




AP 103



AP 104




AP 105




AP 106




AP 107




AP 108



AP 109



AP 110




AP 111



AP 112



AP 113



AP 115




AP 116

Salamander colour palette



Gealan colour palette



GEA 01



GEA 02



GEA 03



GEA 04



GEA 07




GEA 08



GEA 09




GEA 11



GEA 12



GEA 13



GEA 16



GEA 17



GEA 19




GEA 20



GEA 21



GEA 22



GEA 23



GEA 24



GEA 25



GEA 27



GEA 28




GEA 30



GEA 31



GEA 32



GEA 34



GEA 35




GEA 37



GEA 40




GEA 41



GEA 42




GEA 43



GEA 46

Gealan Acrylcolor colours



DB 703



RAL 7015



RAL 7016



RAL 7039



RAL 7040




RAL 8014



RAL 9005




RAL 9016




SILVER


Aluprof Decor colours




ADEC B108




ADEC C110




ADEC D101




ADEC D207




ADEC J107




ADEC M103




ADEC M204




ADEC O102




ADEC O205



ADEC S106



ADEC W109



ADEC W205








RAL colour palette

ALUMINIUM | STEEL | WOOD

						
RAL 1013	RAL 1037	RAL 2002	RAL 2013	RAL 3001	RAL 3004	RAL 6005
						
RAL 7005	RAL 7008	RAL 7016	RAL 7047	RAL 8000	RAL 8015	RAL 8019
					<p>Sample colours. Choice from the entire RAL palette.</p>	
RAL 8022	RAL 9003	RAL 9005	RAL 9016	DB 703		

DECOR aluminium colours

					<p>Also available in other versions imitating wood.</p>
ADEC D101	ADEC O102	ADEC M103	ADEC M204	ADEC O205	

Wood colour palette

SPRUCE	OAK	MERANTI	PINE	
				1. STONE PINE
				2. OLD PINE
				3. CYPRESS
				4. IROKO
				5. CHESTNUT
				6. IDIGBO
				7. SAPELLI
				8. OAK





* varnish colour may vary
depending on the type of wood

SPRUCE

OAK

MERANTI

PINE

9. MAHOGANY

10. CALVADOS

11. WALNUT

12. KEMPAS

13. ASSAMELA

14. CHERRY TREE

15. WENGE

16. ACAJOU